


# Together @ Home

Lectionary Edition

Sunday 5<sup>th</sup> July

Fifth Sunday after  
Pentecost



Here are some activities you could do together as a family, begin with the story and then do as many or as few as you like, in any order.

## Bible Passage

Today we will be exploring together, the story of finding a wife for Isaac

You can find the story in your Bible in:

### Genesis 24

Read the story together – choose a Bible translation or children's story version which best suits your group.

### The other passages we might be thinking about at church this week are:

Psalm 45:10-17 or Song of

Solomon 2:8-13

Zechariah 9:9-12 and Psalm 145:8-14

Romans 7:15-25a

Matthew 11:16-19, 25-30

## A prayer to say together

Dear God,

Thank you for the story of Isaac finding a wife. Thank you that you go before us and prepare good things for us in our lives.

Help us to trust in you and to ask you for help and guidance every day. Help us to listen to your voice and recognise when you hear and answer our prayers.

We pray for all those who may be feeling lonely during this pandemic that you would give them friends to support and comfort them.

Amen

## Discussion

### A question for adults to ask children

*How did the servant know who was the right wife for Isaac?*

The servant asked God for a sign so that he would know as well, who the right person was. The sign would be that the person Isaac was to marry would offer to get water not just for the servant but for his camels as well.

Why do you think this was a good sign? Perhaps because it showed that the person would go over and above to show kindness not just to the servant but to his camels too!

God had a plan for the descendants of Abraham, it would stretch all the way through Isaac to Jesus. God knew exactly who Isaac would marry from the beginning.

### A question for children to ask adults

*Can you think of a time when you knew that God had gone before you in a situation and made a way for you?*

## Family Activity 1

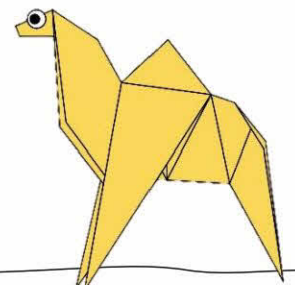
*You will need: paper*

Use the instructions on page three and four to fold your own origami camels just like the ones that appear in the story.

The folding is quite complicated so take your time – you might like to practice with some simple origami folding first and work up to the camel!

You can also watch a video of somebody else making the camel here:

<https://www.youtube.com/watch?v=HQBFbDxIEcg>





## A verse to remember

**Matthew 11 v 28**

**Come to me, all of you who are tired and have heavy loads,  
and I will give you rest.**

The servant in the story was nervous about finding the perfect wife for Isaac but he didn't need to be – God had already gone before him and made a plan. All the servant had to do was sit and wait, trusting in God. Why not spend some time giving your worries to God this week and trusting him to take care of things for you.

Try to learn this verse together, you could come up with some actions to help you remember it . Why not decorate the verse on a piece of paper or card together and put it up somewhere to remind you of it through the week?

## Family Activity 2

You will need: non-breakable cups (the same size) or spoons, bowls or buckets, measuring jug

Have a water race . Using a jug, measure out water into two bowls or buckets at one end of your garden or wherever you choose to race. Those racing have 1 or 2 minutes to transport a much water as possible from their container to another one at the opposite end of the course.

Use spoons if you want to make the challenge really hard or cups/eggcups to make it slightly easier. At the end of the time use the jug again to see who has transported the most water.



## Active Prayer

God had a plan for the life of Isaac, it was all part of his big plan to send Jesus be a saviour for all people. Every step of the path had been planned out including finding a wife for Isaac. Why not take time drawing out a family tree together – take a moment to pray for each person in your family as you add them to the family tree.

Say a thank you prayer for all those who have gone before you.

Pray a blessing prayer over the future of all those who are still with you.



## Helping Older Children

With so much upheaval in recent months many children are finding that their immediate future looks very different than expected. Year 6s are missing their final weeks of primary school, some secondary age children are missing the exams they had prepared for.

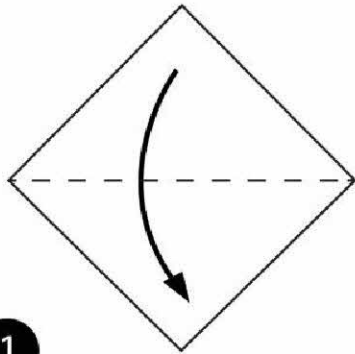
Why not write a list of events or moments that you have missed or lost because of lockdown? Give them to God and ask him to give you peace over the loss.

Ask God to help you trust in his promise that He has good plans for your future and that you would find comfort in Him.



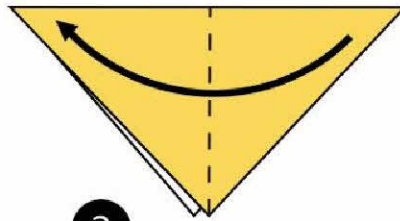
# How to fold an origami Camel

Visit [origami.me/camel/](http://origami.me/camel/) for more help on how to make the folds.



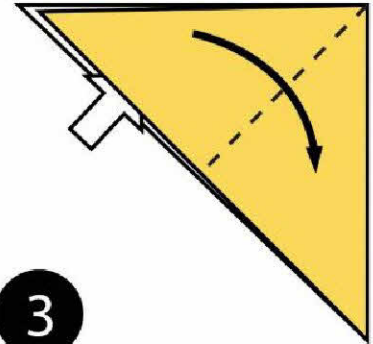
1

**Step 1)** Fold the paper in half.



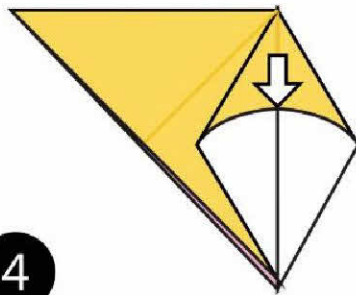
2

**Step 2)** Fold the paper in half again.



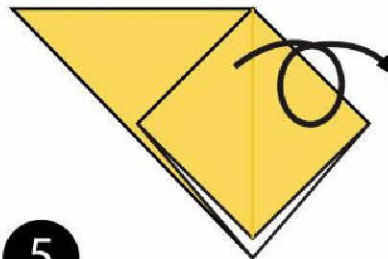
3

**Step 3)** Open the top flap of paper over to the right.



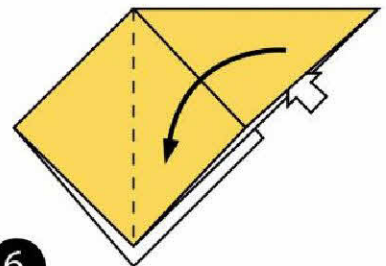
4

**Step 4)** Squash Fold this flap down.



5

**Step 5)** Turn the paper over.



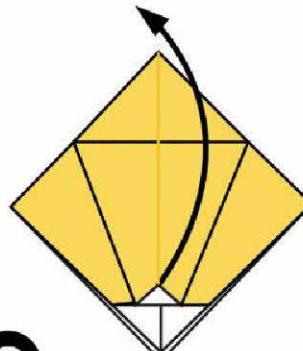
6

**Step 6)** Open the top flap of paper over to the left and Squash Fold it down.



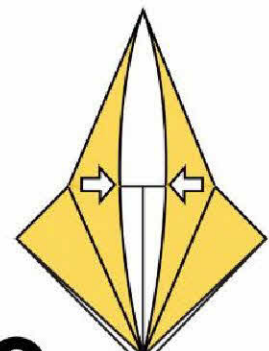
7

**Step 7)** Fold and Unfold the sides and the top along the dotted lines. You'll use these creases in the next step.



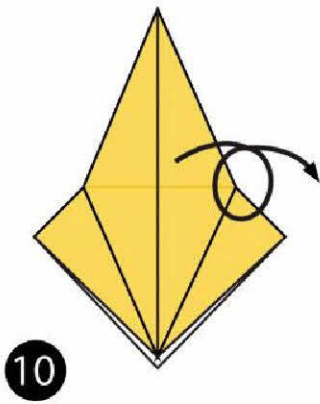
8

**Step 8)** Open up the top layer of paper and fold it up using the crease from the previous step.

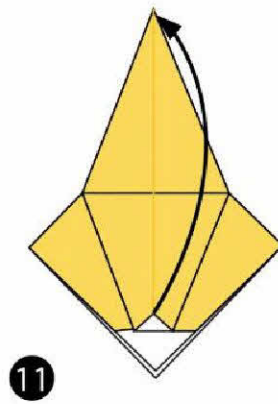


9

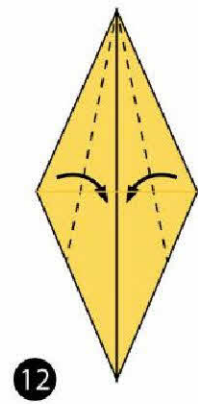
**Step 9)** Fold in both sides along the existing creases making a Petal Fold.



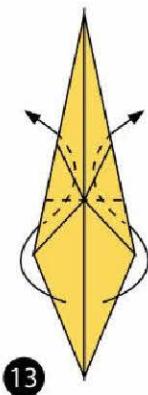
**Step 10)** Turn the paper over.



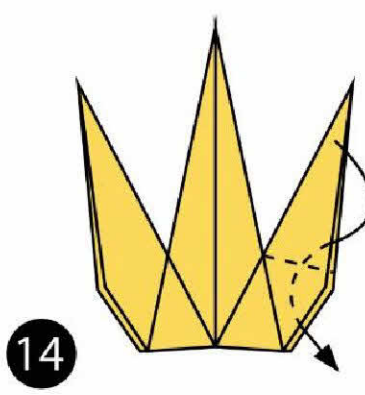
**Step 11)** Repeat steps 7-9 on this side.



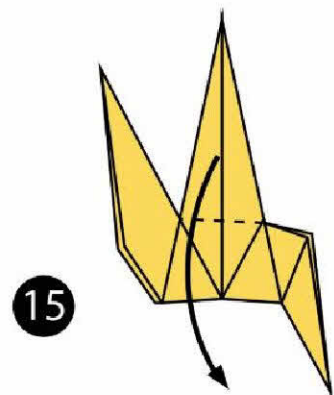
**Step 12)** Fold both sides to the centre along the dotted lines. Then repeat on the other side.



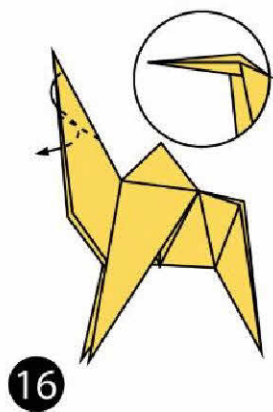
**Step 13)** Inside Reverse Fold up both sides of the paper just like in a paper crane.



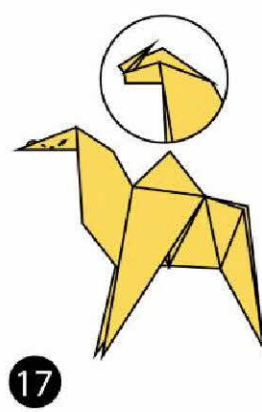
**Step 14)** Reverse Fold the back part down to make the back legs.



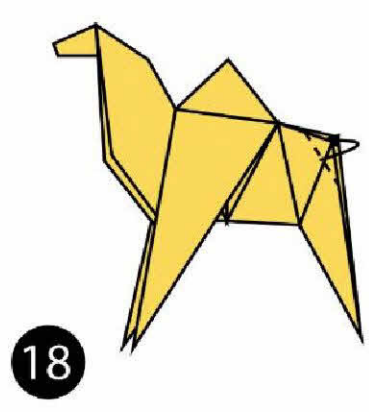
**Step 15)** Fold the top flap of paper down and repeat on the other side to make the front legs.



**Step 16)** Reverse Fold the tip down to make the head.

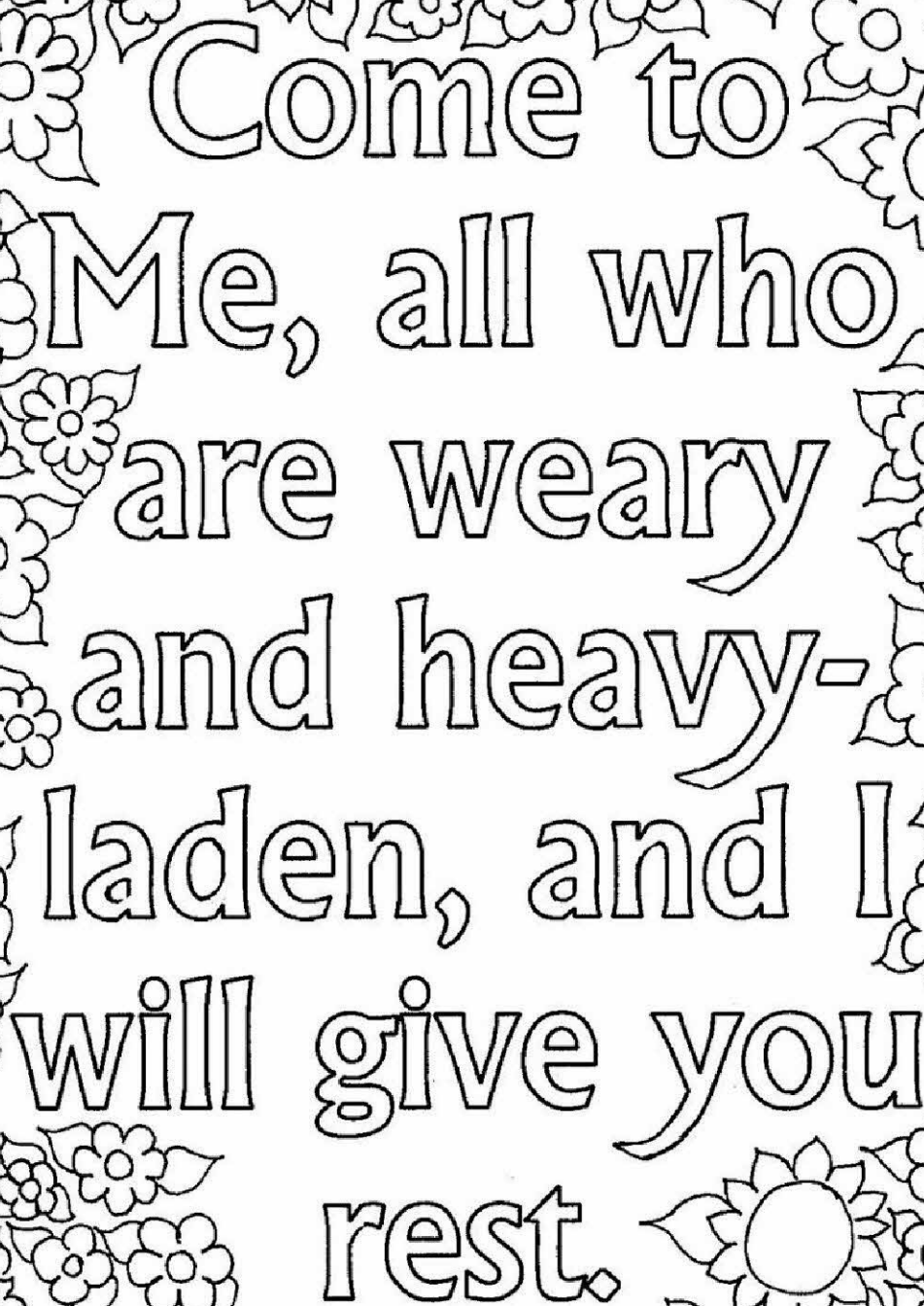


**Step 17)** Inside Reverse Fold the tip of the head.



**Step 18)** Fold the back of the leg inside the model along the dotted line. Repeat on the other side.

A colouring page you could print and colour together




Come to  
Me, all who  
are weary  
and heavy-  
laden, and I  
will give you  
rest.

**Matthew 11:28**

# PUZZLE SHEET

The servant brought jewellery  
Isaac's new wife can you find  
the 5 items hidden on this  
page?

Which is the correct  
wife for Isaac? Only  
one of the lines from  
the servant reaches  
another person.



Join the dots in order  
to reveal a picture.

Then colour the  
picture in.

