


# Together @ Home

Here are some activities you could do together as a family, begin with the story and then do as many or as few as you like, in any order.



## Bible Passage

Today we will be exploring together, the parting of the Red Sea.

You can find it in your Bible in:

**Exodus 14:19-31**

Read the story together – choose a Bible translation or children's story version which best suits your group.



## A prayer to say together

Dear God,  
Thank you for the story of the parting of the Red Sea where you brought Moses and the Israelites safely through the water to the other side.

We thank you that just like the Israelites you go before us and protect us. Thank you that whatever challenges we face you are always with us and we can trust you to bring us through to the other side.

We pray for all those struggling at the moment that they would know your guidance and comfort.

Amen.

## Discussion

### A question for adults to ask children

*How do you think the Israelites felt when they reached the edge of the Red Sea?*

The Israelites had finally escaped from slavery, they must have been feeling so excited that God had brought them out and that they were heading towards their promised land. When they looked back and saw the Egyptian army following they must have been very scared, then their way ahead was blocked by the Red Sea(!) and it must have felt like everything was going wrong.

Even though it seemed impossible God did something miraculous, He made a way through the water and defeated the whole of the Egyptian Army. All that the Israelites had to do was trust in God!

### A question for children to ask adults

*Can you think of a time when you managed to overcome something that seemed impossible?*

## Family Activity 1


You will need: A piece of string or a line on the floor


You need a line on the floor, you could draw or create one or use one which naturally appears in your house or garden.

Play a game of 'river – bank'. Decide which side of the line is the river, the other side is the bank. One person is the leader, they must call out either river or bank. Everybody else should jump over the line to the correct side.

Begin by simply alternating between river and bank but then make it trickier. Speed up the calls or repeat river or bank to see if you can trick people into jumping to the wrong side.

*You might remember this game from the story of Moses being placed into the River Nile in a basket – what similarities and differences can you find between the two stories?*





## A verse to remember

Exodus 15 v 13

**You keep your loving promise  
and lead the people you have saved.  
With your strength you will guide them  
to your holy place.**

Try to learn this verse together, you could come up with some actions to help you remember it or decorate the verse on a piece of paper or card together and put it up somewhere to remind you of it through the week.

## Family Activity 2

God sent a pillar of cloud to guide his people during the day and a pillar of fire to guide them by night.

Set up a day time obstacle course, choose somebody to go ahead and guide everybody else along the course.



Set up a night time obstacle course. try to complete the same course but this time in the dark with the person leading the way holding a torch or glow stick!

## Helping Older Children

The first few weeks back at school can be full of challenges. Just like the Red Sea they can feel insurmountable at first, impossible to get through. This week's story is a great reminder that God can bring us through every challenge.


## Active Prayer

Create a wave on the floor, you could use string, ribbon or do create it outside with chalk.

Find and place items along the wave that remind you of some of the good things (put them on the high points of the waves) and some of the challenges (put them in the troughs/low points of the waves) you have faced this week. You could place a game you have enjoyed playing together at the top of a wave and perhaps a school subject book of a topic you found difficult this week at the bottom of a wave.

Use this as a chance to thank God for the good things and give God the challenges as well as an opportunity to talk and share together about how your week has been.

*You might choose to do this activity to talk and share about how the weeks of Lockdown or the summer were for your family.*



**A colouring page you could print and colour together**

**Exodus 15 v 13**

**You keep your loving promise  
and lead the people you have  
saved.**



**With your strength you will guide  
them to your holy place.**

# PUZZLE SHEET

Can you find all of these words in the word search?

chariots  
 cloud  
 Egyptians  
 fire  
 Israelites  
 Moses  
 parted  
 pillar  
 red  
 sea  
 water

y	s	k	g	x	q	t	g	g	s	k	v	f	g	c
l	j	t	u	c	u	t	s	l	y	y	i	l	r	d
w	k	s	o	l	u	g	r	l	p	r	o	v	x	p
r	e	t	m	i	r	z	w	m	e	l	a	z	m	t
n	s	z	h	a	r	w	s	z	s	q	d	n	m	n
r	p	a	l	b	l	a	w	f	i	s	e	i	c	x
p	a	l	e	i	z	q	h	s	k	v	t	k	t	e
d	i	m	o	s	e	s	r	c	t	x	r	h	s	u
p	u	x	d	t	j	a	v	n	k	h	a	s	d	z
w	q	x	i	o	e	s	n	a	i	t	p	y	g	e
a	c	x	i	l	o	q	k	s	z	a	r	a	x	t
t	f	l	i	h	t	q	p	i	f	q	s	e	q	u
e	e	t	o	j	r	g	g	s	c	u	t	i	z	z
r	e	k	r	u	g	n	g	e	a	w	m	t	s	x
s	d	e	r	m	d	x	c	g	z	x	u	i	r	f

Can you find 8 differences between the two pictures of Moses crossing the Red Sea?

Original image from [www.supercoloring.com](http://www.supercoloring.com)



Can you complete the word ladder to change the word **red** to **sea**? Change one letter at a time, there are pictures to help you!

red

-----



-----



-----

sea

